

# Product Data Sheet

## Stability Bespoke Engineered Flooring - Finish BF903



Image shows Prime option.



Image shows Rustic option.

Should you require the information on any other details please contact the sales team on **+44 (0) 20 8501 6730** or **info@wfa.uk.net**



**MAGNITUDE**  
Sustainable Magnetic Wood Flooring



### Product Details

|                      |  |
|----------------------|--|
| Product Description: | Stability 10 / 15 / 20   |
| Wood Species:        | European Oak   |
| Construction:        | Engineered   |
| Product Type:        | PLANK / DESIGNS  |
| Grade:               | Prime / Rustic   |
| Profile:             | Tongue & Grooved   |
| Wear Layer:          | Oak Wear Layer (see next page)   |
| Core Layer:          | Multi Layer Birch Plywood (see next page)  |
| Edge Profile:        | PLANK - Ends Matched & 1.50mm Micro Bevelled to Long Edges<br>DESIGNS - 1.50mm 4 Sided Micro Bevel |
| Finish:              | BF903 UV Oiled - Intense White Satin   |

### Technical Information

|                             |  |
|-----------------------------|--|
| Country of Manufacture:     | Europe   |
| FSC®:                       | FSC 100% FSC-C111710   |
| Lamination:                 | Hydraulic Cold Press   |
| Glue Line:                  | D3 Water Based Glue  |
| Norm:                       | EN 14342:2013  |
| Reaction to Fire:           | 10 / 15mm - Dfl-s1 / 20mm - Cfl-s1                             |
| Density:                    | 650 kg/m <sup>3</sup>  |
| Formaldehyde Emissions:     | Class E1 Zero Emissions  |
| VOC Content:                | Zero to low Emissions  |
| Warmth Conduction (approx): | 10mm - 0.074 W/m K<br>15mm - 0.111 W/m K<br>20mm - 0.148 W/m K |

| Production Tolerances - All +/- : | Width mm | Thickness mm | Length mm | 90° Angle |
|-----------------------------------|----------|--------------|-----------|-----------|
| PLANK:                            | 0.20     | 0.20         | 3.00      | 0.30°     |
| HERRINGBONE:                      | 0.20     | 0.20         | 0.20      | 0.30°     |
| CHEVRON:                          | 0.20     | 0.20         | 0.20      | 0.30°     |
| MANSION WEAVE:                    | 0.25     | 0.10         | 0.25      | 0.30°     |
| CONTINUOUS VERSAILLES:            | 0.25     | 0.10         | 0.25      | 0.30°     |

Thickness tolerance is above T&G.

### Grading - images shown below with a clear UV Oil finish



#### PRIME - 10 / 15 / 20mm

|                               |                                |
|-------------------------------|--------------------------------|
| Maximum Size of Sound Knots:  | Possible knots up to 10mm      |
| Maximum Size of Filled Knots: | Possible knots up to 5mm       |
| Sap Wood:                     | Minimal Edge and Core Sap Wood |
| Colour Variation:             | Natural Variation Allowed      |
| Grain Variation:              | Mixture of Natural Grain       |



#### RUSTIC - 10 / 15 / 20mm

|                               |                                    |
|-------------------------------|------------------------------------|
| Maximum Size of Sound Knots:  | Up to 70mm                         |
| Maximum Size of Filled Knots: | Up to 35mm                         |
| Filled Defects:               | Allowed                            |
| Filled Type:                  | Coloured Filler                    |
| Sap Wood:                     | Minimal Edge and Core Sap Wood     |
| Cracks:                       | Possible                           |
| Colour Variation:             | Natural Variation Allowed          |
| Grain Variation:              | Mixture of Natural Grain and Knots |

### Installation

| Installation Method: | Glued | Nailed ^ | Floated on Underlay | Magnitude Flooring ▼ |
|----------------------|-------|----------|---------------------|----------------------|
| PLANK                |       |          |                     |                      |
| 10mm                 | ✓     | x        | x                   | ✓                    |
| 15mm                 | ✓     | x        | ✓                   | ✓                    |
| 20mm                 | ✓     | ✓        | ✓                   | ✓                    |
| DESIGNS              |       |          |                     |                      |
| 10 / 15 / 20mm       | ✓     | x        | x                   | ✓                    |

Please also refer to our guidelines specific to the product being installed.

**NOTE:** The fully bonded method of installation is recommended.

**Over Underfloor Heating:** When glued to an appropriate subfloor this product is suitable for use with water and some electric systems. Floor probes must be installed to control and regulate the flooring temperature which must not exceed 27°C. We also highly recommend the installation of a data recording Fidbox which measures and logs temperature and humidity levels, see data sheet for more information or [www.floorprotector.at](http://www.floorprotector.at) ^ See WFA installation guidelines.

12/11/24 Replaces 18/07/2024

© This technical data sheet was written by Wood Floors and Accessories Limited. At the time of writing and publication of the sheet, all information is specified correctly. The company reserves the right to change the specifications of this product at any time without prior notice to third parties. The images used on this sheet are for guidance purposes only. No rights can be derived from them. **Installation and Warranty:** The Wood Floors and Accessories warranty only applies to floors that have been installed by a competent flooring installer with the skills and knowledge to take into account individual site circumstances. This is in accordance with and comparable to BS 8201:2011 in the UK or equivalent standards worldwide.

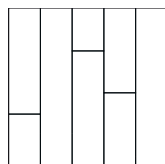
Wood Floors & Accessories Limited

Spilsby Road • Harold Hill • Romford • RM3 8SB • United Kingdom

T +44 (0) 20 8501 6730 • E [info@wfa.uk.net](mailto:info@wfa.uk.net) • W [www.wfa.uk.net](http://www.wfa.uk.net)


# Product Data Sheet

## Stability Bespoke Engineered Flooring - Finish BF903



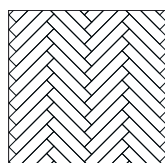
### PLANK\*\*

| Total Thickness     | Wear Layer | Core Layer | Width/s                                       | Length/s                                 |
|---------------------|------------|------------|---|--|
| 10/4mm <sup>^</sup> | 4          | 6          | 140   | Random 600 - 2200                        |
| 15/4mm              | 4          | 11         | 140 / 180 / 220 / 240                         | Random 600 - 2200 (Average 1800)         |
| 20/6mm              | 6          | 14         | 140 / 160 / 180 / 200 / 220 / 240 / 260 / 300 | Random 1400 - 2400 (Average 1800 - 2200) |




### CHEVRON

| Total Thickness | Wear Layer | Core Layer | Size/s               |
|-----------------|------------|------------|----------------------|
| 10/4mm          | 4          | 6          | 500 x 90             |
| 15/4mm          | 4          | 11         | 500 x 90 / 600 x 120 |
| 20/6mm          | 6          | 14         | 500 x 90 / 600 x 120 |




### HERRINGBONE

| Total Thickness | Wear Layer | Core Layer | Size/s               |
|-----------------|------------|------------|----------------------|
| 10/4mm          | 4          | 6          | 490 x 70 / 500 x 90  |
| 15/4mm          | 4          | 11         | 500 x 90 / 600 x 120 |
| 20/6mm          | 6          | 14         | 500 x 90 / 600 x 120 |



### MANSION WEAVE

| Total Thickness | Wear Layer | Core Layer | Centres   | Weave    |
|-----------------|------------|------------|-----------|----------|
| 15/4mm          | 4          | 11         | 200 x 325 | 90 x 320 |
| 20/6mm          | 6          | 14         | 200 x 325 | 90 x 320 |



### CONTINUOUS VERSAILLES

| Total Thickness | Wear Layer | Core Layer | Centres   | Weave    |
|-----------------|------------|------------|-----------|----------|
| 15/4mm          | 4          | 11         | 140 x 140 | 70 x 350 |
| 20/6mm          | 6          | 14         | 140 x 140 | 70 x 350 |



Image shows Prime option.

ALL Measurements are in mm.

**NOTE:** Sizes shown in red are non stock items, delivery will be 7 - 10 weeks, subject to finish. \*\* All widths available from stock apart from 160 & 200mm in rustic grade, this is to order.  
<sup>^</sup> This product is select grade, see data sheet for grading.

## Magnetic Performance

|                       |  |
|-----------------------|--|
| Material Composition: | Magnetisation on one face only, 90% high grade ferrite powder, 10% synthetic binder FREE of PVC and phthalates |
| Magnetic strength:    | 42g per cm <sup>2</sup>  |
| Hardness:             | Shore-D - 33 ± 5   |
| Thickness of Magnet:  | 0.6mm  |

▼ Magnitude Flooring powered by WFA & IOBAC is suitable for installation over metal raised access flooring only, see installation guidelines. NOTE: 490 x 70mm Herringbone and all Mansion Weave and Continuous Versailles not available in Magnitude Flooring.

For the complete installation guidelines please visit [www.wfa.uk.net](http://www.wfa.uk.net)

## Maintenance Advice

To fully aid in the care of the floor it is advised that all precautions are carried out. Avoid scratches by minimising grit and dust, install doorway entrance mats and apply felt pads to furniture. Use PH neutral cleaners and avoid soaking the floor with water at all times.

| Recommended Products  | Initial | Regular | Monthly | Long Term |
|-----------------------|---------|---------|---------|-----------|
| Sweep / Vacuum:       | ✓       | ✓       |         |           |
| Oiled Finish          |         |         |         |           |
| Osmo Wash and Care:   |         | ✓       |         |           |
| Osmo Maintenance Oil: |         |         |         | ✓         |

For the complete maintenance guidelines please visit [www.wfa.uk.net](http://www.wfa.uk.net)

## Site Conditions

45 – 65% relative humidity & 15 – 25°C room temperature.

Throughout the life of the floor, we recommend that the temperature should be maintained between 15°C and 25°C, and relative humidity levels between 45% and 65%, which will keep any movement within the floor to a minimum and ensure that the floor remains stable. As with any wooden floor, if humidity levels rise or fall outside of these parameters, a greater degree of shrinkage or expansion would be expected to occur.



Wood Floors & Accessories Limited guarantees to investigate any complaints reported within 25 years from the date of your sales invoice. In the event of a valid claim, Wood Floors & Accessories Limited will provide replacement material free of charge.

The lifetime of our guarantee covers the structural integrity of the product being the lamination, production, dimensions and grading.

For pre-finished floors our guarantee also covers that the surface finish will adhere correctly to the boards. It is however essential that a preventative cleaning and maintenance program is in use as set out in clause 4 & 5 of our [terms and conditions](#).

Wood is a natural product and will expand and contract throughout the four seasons. During these seasons, you may experience some natural movement which is not a product defect and is not covered by this guarantee.

As a general guideline, the ambient room temperature should be maintained between 15 and 25°C and humidity levels between 45 and 65%. To maintain these humidity levels, we would recommend using a humidifier/dehumidifier. Our guarantee is subject to your room conditions being maintained in accordance with British Standards current recommendations.

All complaints are to be reported in writing by post or email to [info@wfa.uk.net](mailto:info@wfa.uk.net) within 48 hours of the issue becoming visible, to allow us to investigate the cause and extent of the problem.

12/11/24 Replaces 18/07/2024

© This technical data sheet was written by Wood Floors and Accessories Limited. At the time of writing and publication of the sheet, all information is specified correctly. The company reserves the right to change the specifications of this product at any time without prior notice to third parties. The images used on this sheet are for guidance purposes only. No rights can be derived from them. **Installation and Warranty:** The Wood Floors and Accessories warranty only applies to floors that have been installed by a competent flooring installer with the skills and knowledge to take into account individual site circumstances. This is in accordance with and comparable to BS 8201:2011 in the UK or equivalent standards worldwide.

Wood Floors & Accessories Limited

Spilsby Road • Harold Hill • Romford • RM3 8SB • United Kingdom

T +44 (0) 20 8501 6730 • E [info@wfa.uk.net](mailto:info@wfa.uk.net) • W [www.wfa.uk.net](http://www.wfa.uk.net)

# Product Data Sheet

## Stability Bespoke Engineered Flooring - Finish BF903



Image shows Rustic option.



Image shows Prime option.



Image shows Prime option.



Image shows Prime option.



Image shows Rustic option.




Image shows Rustic option.

The CGI images above are for representation only and do not reflect a complete floor.

12/11/24 Replaces 18/07/2024

© This technical data sheet was written by Wood Floors and Accessories Limited. At the time of writing and publication of the sheet, all information is specified correctly. The company reserves the right to change the specifications of this product at any time without prior notice to third parties. The images used on this sheet are for guidance purposes only. No rights can be derived from them. **Installation and Warranty:** The Wood Floors and Accessories warranty only applies to floors that have been installed by a competent flooring installer with the skills and knowledge to take into account individual site circumstances. This is in accordance with and comparable to BS 8201:2011 in the UK or equivalent standards worldwide.

**Wood Floors & Accessories Limited**

Spilsby Road • Harold Hill • Romford • RM3 8SB • United Kingdom

T +44 (0) 20 8501 6730 • E [info@wfa.uk.net](mailto:info@wfa.uk.net) • W [www.wfa.uk.net](http://www.wfa.uk.net)